

Endoca Certificate of Analysis: Organic Hemp CO₂ Extract

8605 Santa Monica Blvd #48523
Los Angeles, CA 90069-4109

USA Phone: +1 (719) 203-1544
EU - Denmark Phone: 0045 8987 0700
info@endoca.com
www.endoca.com
ISO 14001: 2004 certified; ISO 9001: 2008 certified
HACCP certified; GMP certified

Responsible Supervisor: _____

Martin V.

Sample _____

Batch# 610

Date samples received: _____

09-March 2017

Date analysis began: _____

09-March 2017

Date sample report produced: _____

09-March 2017

ID Number when available: _____

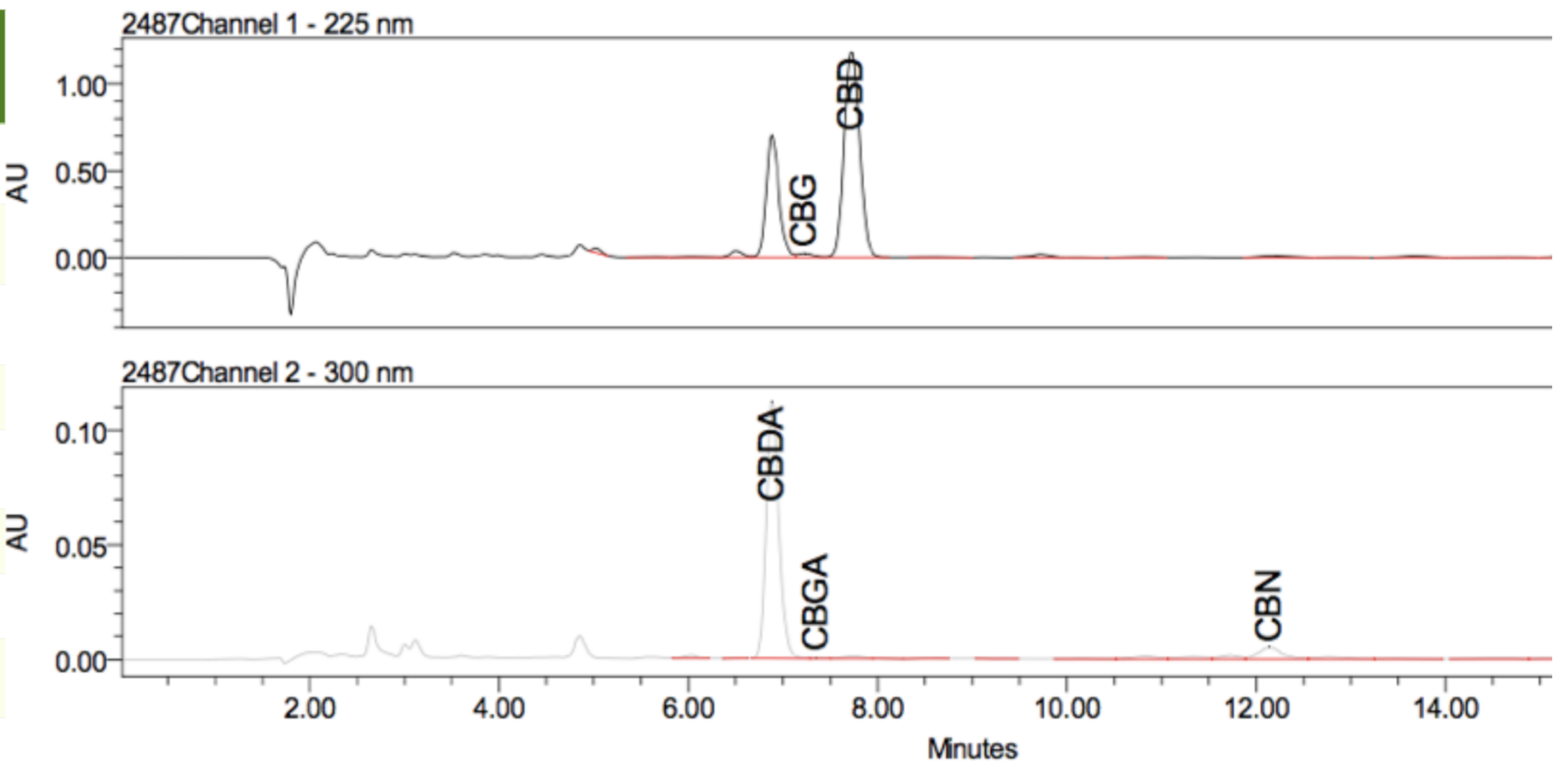
Sample Mass _____

1 g

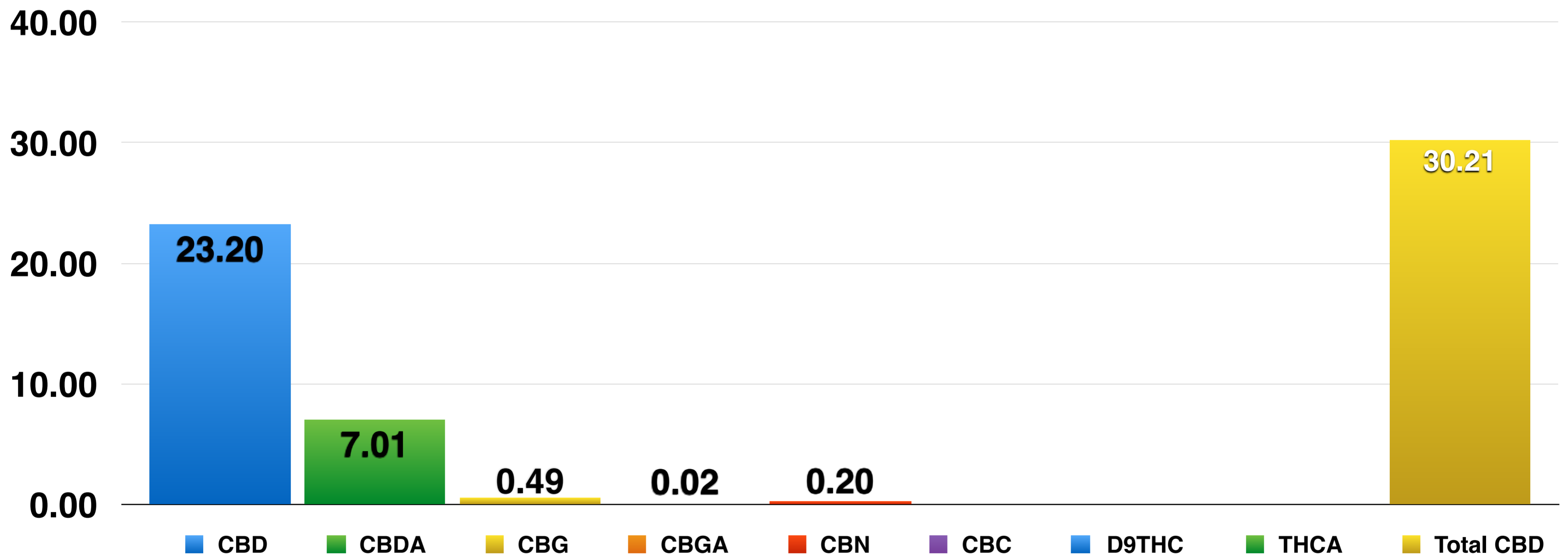
Endoca 30.21% Total CBD: Cannabinoid Profile

HPLC Chromatograph Raw Data

Component	Mass (%)	Amount (mg/g)	Limit
CBD	23.20	232.00	N/A
CBDA	7.01	70.10	N/A
CBG	0.49	4.90	N/A
CBGA	0.02	0.20	N/A
CBN	0.20	2.00	N/A
CBC	<0.01	<0.10	N/A
D9THC	<0.02	<0.20	N/A
THCA	<0.02	<0.20	N/A
Total CBD	30.21	302.10	N/A



Cannabinoids as Percent of Total Mass



This report and all information herein has been confirmed by a certified lab and shall not be reproduced, except in its entirety, without the written consent of Endoca. The report is for informational purposes only and should not be used to diagnose, treat, or prevent any medical related symptoms. Results are applicable only for samples tested, and for the specific tests conducted.

All tests carried are done so under strict certified laboratory protocols, guidelines and supervision.
See appendix for more information or contact us at www.endoca.com

Endoca Certificate of Analysis: Organic Hemp CO₂ Extract

8605 Santa Monica Blvd #48523
Los Angeles, CA 90069-4109

USA Phone: +1 (719) 203-1544
EU - Denmark Phone: 0045 8987 0700
info@endoca.com
www.endoca.com
ISO 14001: 2004 certified; ISO 9001: 2008 certified
HACCP certified; GMP certified

Responsible Supervisor:

Martin V.

Sample

Batch# 610

Date samples received:

09-March 2017

Date analysis began:

09-March 2017

Date sample report produced:

09-March 2017

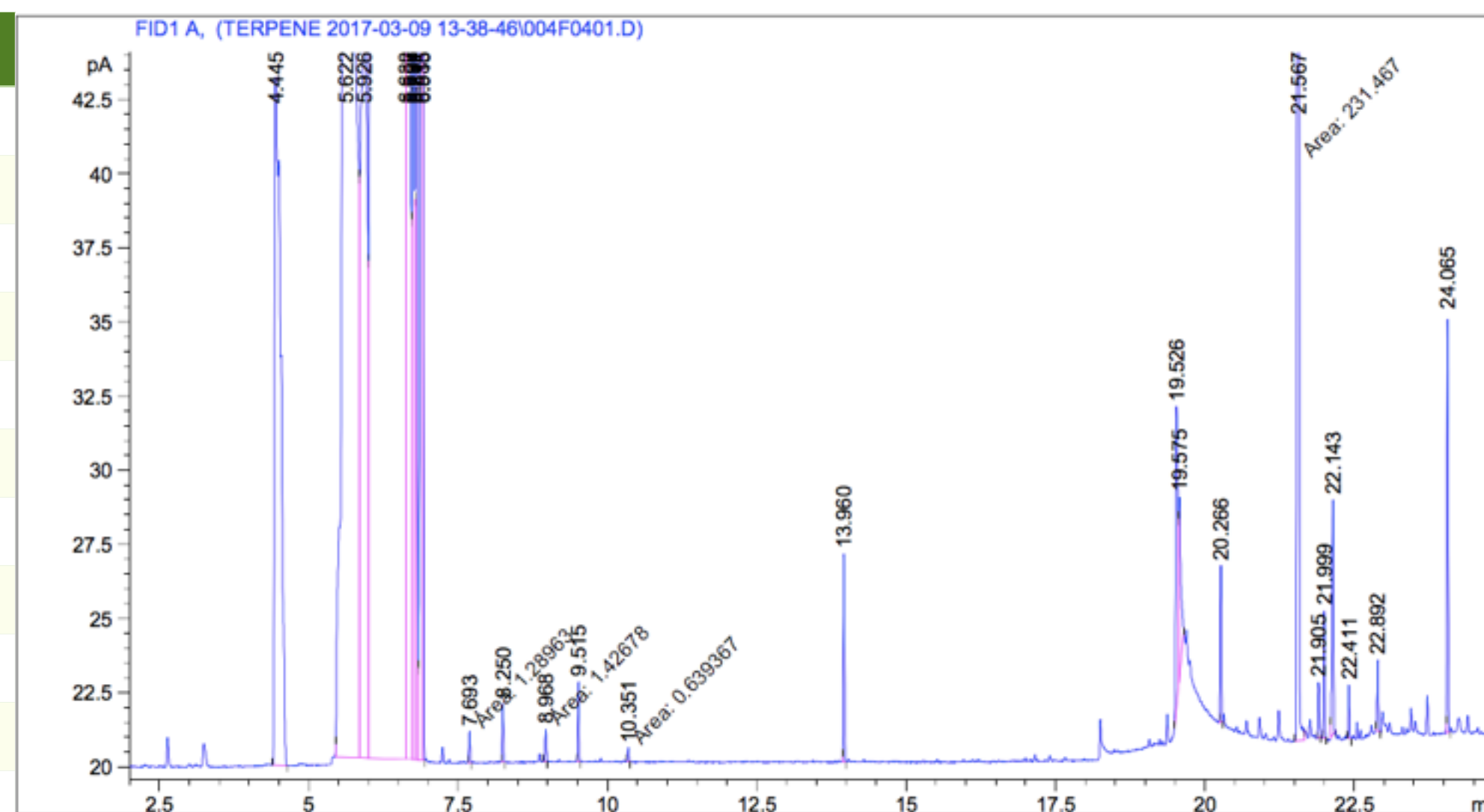
ID Number when available:

Sample Mass

1 g

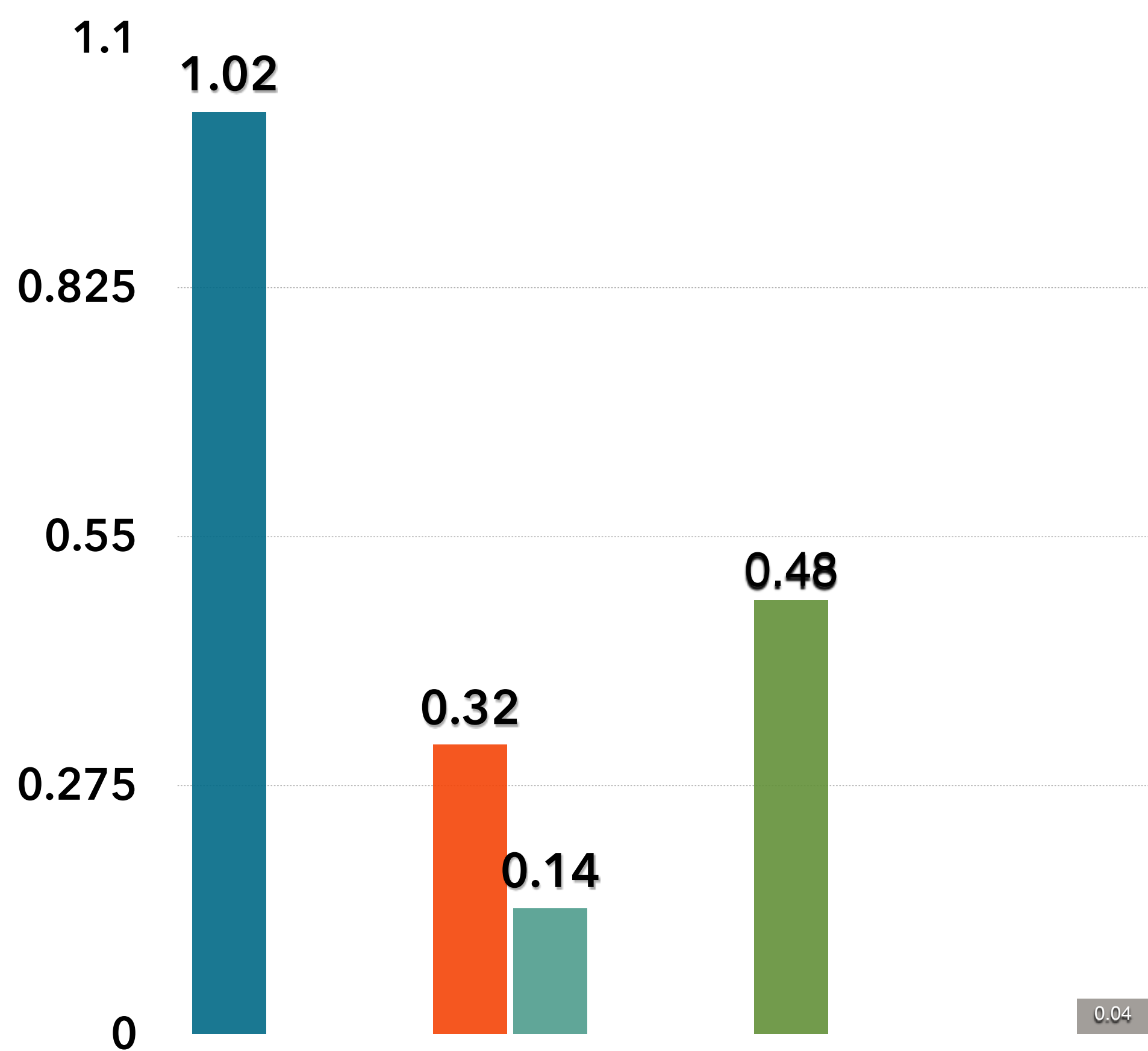
Endoca 30.21% Total CBD: Terpenoid Profile:

Component	Amount %
β-Caryophyllene	1.02
α-Humulene	<0.01
Caryophyllene oxide	<0.01
Myrcene	0.32
α-Pinene	0.14
Terpinolene	<0.01
Humulene epoxide II	<0.01
Limonene	0.48
β-Pinene	<0.01
E-β-Ocimene	<0.01
Sabinene	<0.01
Linalool	0.04



Terpenoid Distribution

- β-Caryophyllene
- α-Humulene
- Caryophyllene oxide
- Myrcene
- α-Pinene
- Terpinolene
- Humulene epoxide II
- Limonene
- β-Pinene
- E-β-Ocimene
- Sabinene
- Linalool



This report and all information herein has been confirmed by a certified lab and shall not be reproduced, except in its entirety, without the written consent of Endoca. The report is for informational purposes only and should not be used to diagnose, treat, or prevent any medical related symptoms. Results are applicable only for samples tested, and for the specific tests conducted.

All tests carried are done so under strict certified laboratory protocols, guidelines and supervision.
See appendix for more information or contact us at www.endoca.com

Endoca Certificate of Analysis: Organic Hemp CO₂ Extract

8605 Santa Monica Blvd #48523
Los Angeles, CA 90069-4109

USA Phone: +1 (719) 203-1544
EU - Denmark Phone: 0045 8987 0700
info@endoca.com
www.endoca.com
ISO 14001: 2004 certified; ISO 9001: 2008 certified
HACCP certified; GMP certified

Responsible Supervisor:

Martin V.

Sample

Batch# 610

Date samples received:

09-March 2017

Date analysis began:

09-March 2017

Date sample report produced:

09-March 2017

ID Number when available:

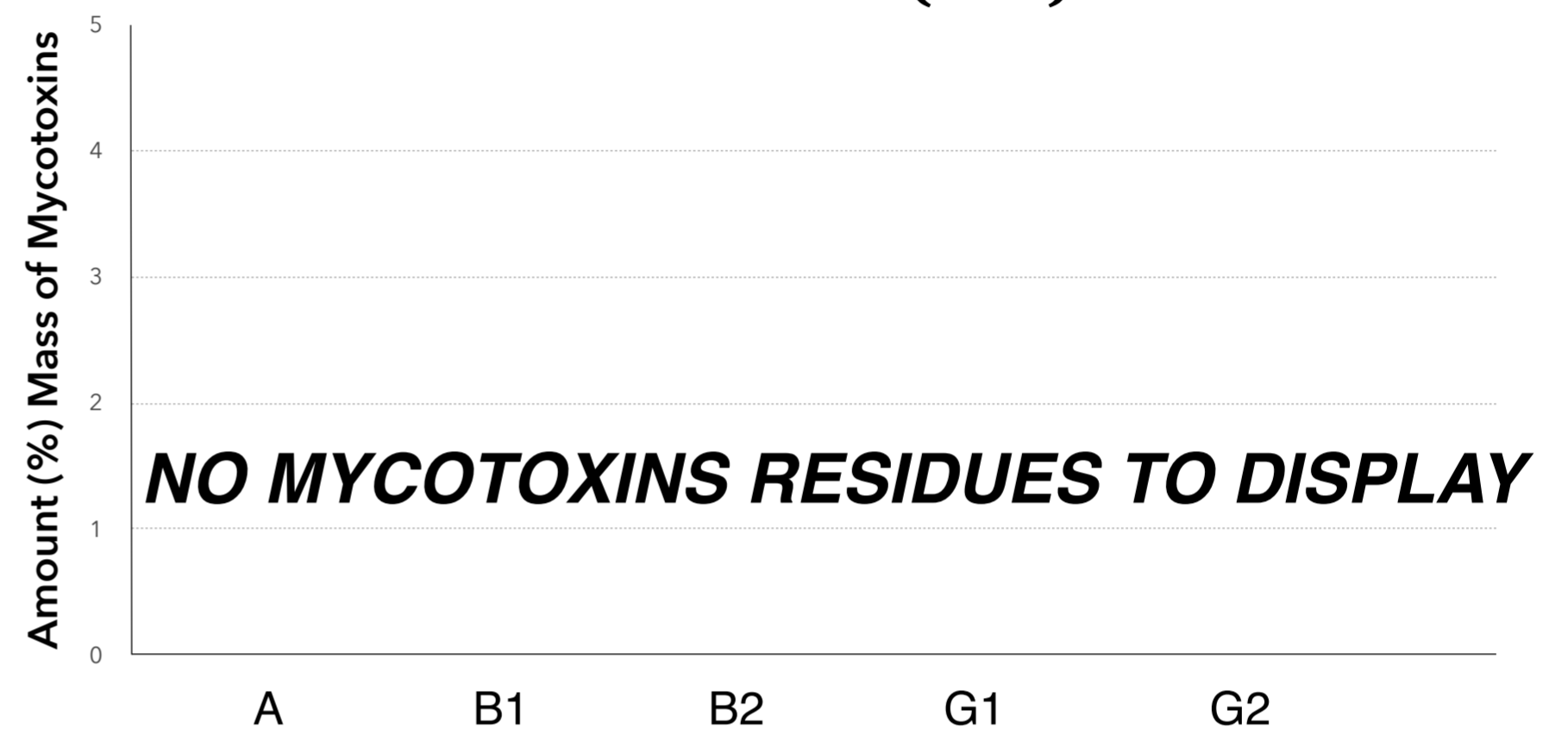
Sample Mass

1 g

Endoca 30.21% Total CBD: Microbial Profile:

Component	Results
<i>Listeria m.</i>	1 g Not Detected
<i>Escherichia c.</i>	1 g Not Detected
<i>Salmonella</i>	25 g Not Detected
Yeast	1 g <1 x 10 ²
Mould	1 g <1 x 10 ²

All Mycotoxins at Non Detectable (ND) levels



Nutrition Facts

Component	%
Moisture	<0.1
Protein	ND
Total fat	ND
Total Carbohydrates	ND
Dietary Fibers	ND
Sugars	ND
Ash	ND

This report and all information herein has been confirmed by a certified lab and shall not be reproduced, except in its entirety, without the written consent of Endoca. The report is for informational purposes only and should not be used to diagnose, treat, or prevent any medical related symptoms. Results are applicable only for samples tested, and for the specific tests conducted.

All tests carried are done so under strict certified laboratory protocols, guidelines and supervision.
See appendix for more information or contact us at www.endoca.com

Endoca Certificate of Analysis: Organic Hemp CO₂ Extract

8605 Santa Monica Blvd #48523
Los Angeles, CA 90069-4109

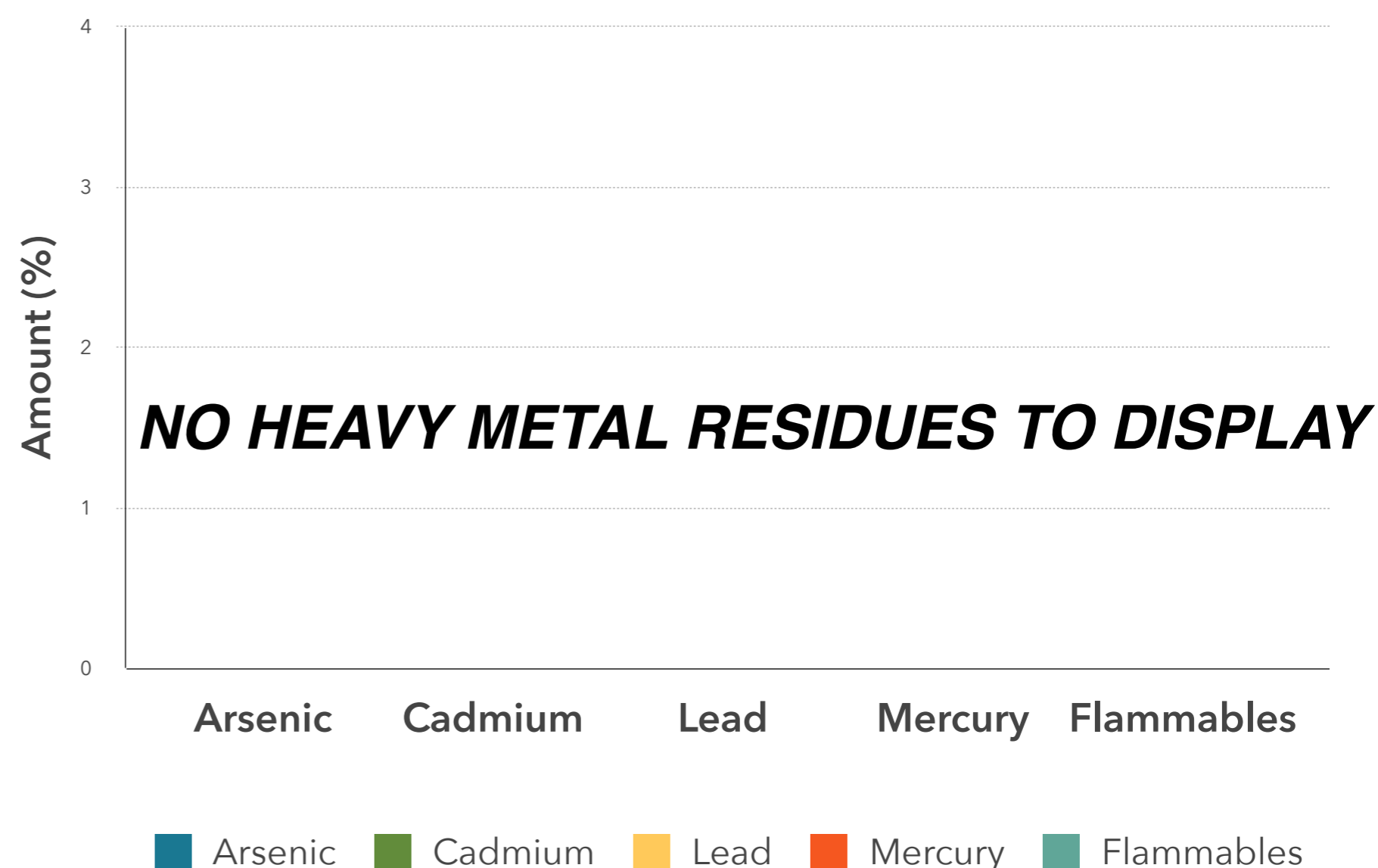
USA Phone: +1 (719) 203-1544
EU - Denmark Phone: 0045 8987 0700
info@endoca.com
www.endoca.com
ISO 14001: 2004 certified; ISO 9001: 2008 certified
HACCP certified; GMP certified

Responsible Supervisor: Martin V.
Sample Batch# 610
Date samples received: 09-March 2017
Date analysis began: 09-March 2017
Date sample report produced: 09-March 2017
ID Number when available: _____
Sample Mass 1 g

Endoca 30.21% Total CBD: Heavy Metals Profile:

Component	Mass (%)	Amount (mg/g)	Limit
Arsenic	< 0.01	ND	ND
Cadmium	< 0.01	ND	ND
Lead	< 0.01	ND	ND
Mercury	< 0.01	ND	ND
Flammables	< 0.01	ND	ND

All Heavy Metals at Non Detectable (ND) levels



Conclusions:

No heavy metal residues detected.

No flammable residues detected.

No chemical residues detected.

This report and all information herein has been confirmed by a certified lab and shall not be reproduced, except in its entirety, without the written consent of Endoca. The report is for informational purposes only and should not be used to diagnose, treat, or prevent any medical related symptoms. Results are applicable only for samples tested, and for the specific tests conducted.

All tests carried are done so under strict certified laboratory protocols, guidelines and supervision. See appendix for more information or contact us at www.endoca.com

Endoca Certificate of Analysis: Organic Hemp CO₂ Extract

8605 Santa Monica Blvd #48523
Los Angeles, CA 90069-4109

USA Phone: +1 (719) 203-1544
EU - Denmark Phone: 0045 8987 0700
info@endoca.com
www.endoca.com
ISO 14001: 2004 certified; ISO 9001: 2008 certified
HACCP certified; GMP certified

Responsible Supervisor:

Martin V.

Sample

Batch# 610

Date samples received:

09-March 2017

Date analysis began:

09-March 2017

Date sample report produced:

09-March 2017

ID Number when available:

Sample Mass

1 g

Pesticide Analysis: Our tests looked for residue of nearly 300 known pesticides finding no evidence of any over detectable limits.

Endoca Labs tests our products thoroughly. Nearly 300 of the below pesticides concentrations were measured and we are proud to say that all tests measured below our detectable limits. Most tests have a threshold of 0.01 mg/k, while only a handful of tests have a threshold value of <0.05 mg/kg. Not a single test of Endoca products went over detectable threshold limits.

PESTICIDES MEASURED

Acrinathrin Azoxystrobin Biphenhin Bitertanol Biphenyl Bromopropylate Bromuconazole Bupirimate Cadusafos Captafol Captan Chlorphenson Chlorfenapyr Chlorfenvinphos Chlorothalonil Chlorprophame 3,5-Dichloraniline Chlorpyrifos Chlorpyrifos-methyl Chlorthal-dimethyl Cyfluthrin Cypermethrin Cyproconazole Cyprodinil Clomazone o,p-DDE P,P-DDE o,p-DDD P,P-DDD o,p-DDT p,p-DDT Deltamethri Diazinon Diclofop-methyl Dieldrin Dichlobenil Dichlofluanid Dichlorvos Dicloran Dicofof Dicrotophos Diethofencarb Diflubenzuron Dimetachlor Diniconazole Dodemorph Diphenylamine Alpha-Endosulfan Beta-Endosulfan Endosulfan-sulphate Ethion Etofumesate Ethoprophos Etoxyquin Etoxazole Etridiazole Etrimphos Famoxadone Fenarimol Fenazaquin Fenchlorphos Fenhexamid Fenihothion Fenpropidin Fenpropimorph Fenvalerate Formothion Fipronil Fipronil-sulfone Fludioxonil Flusilazole Flutriafol Folpet Fuberidazole Furathiocarb Hexaconazole HCB Alpha-HCH Beta-HCH Delta-HCH Heptachlor Heptachlor-epoxide Heptachlor-epoxidtreans Iprodione Iprovalicarb Lambda-cyhalothrin Lindane Mecarbam Metalaxyl Metazachlor Methidathion Metribuzin Mevinphos Myclobutanil Nuarimol Orthophenylphenol Oxadixyl Paclobutrazol Parathion Parathion-methyl Paraoxon-methyl Paraoxon-ethyl Penconazole Pendimethaline Permethrin Phenthoate Phorate Procymidone Profenofos Propiconazole Propyzamide Pyrazophos Pyrethrins Pyridaben Pyrimethanil Pyriproxyfen Quinoxifen Quitozene Pentachloraniline Phosphamidon Pyrifenox Prometryn Propanil Propoxur Proquinazid Prothiofos Simazine Spiroxamine T au-fluvalinate T ebucanazole T ebufenpyrad T ecnazene T efluthrin T erbuthylazine T etraconazole T etradifon T etramethrine T olclofos-methyl T oylfluanid Transfluthrin Triadimephon Triadimenol Trialate Trifloxystrobin Triflumizole Vinclozolin DDT isomersum Heptachlor (heptachlorand heptachlor poxidsum) Trifluraline Chlorobenzilate 3-Chloraniline Abamectin (AvermectinB1a and AvermectinB1b sum) Acetamiprid Aldicarb Aldikarbsulphone Aldikarbsulphoxide Azinphos-ethyl Azinphos-methyl Benalaxyl Benfuracarb Boscalid Buprofezin Carbaryl Carbendazim Carbofuran 3-hydroksicarbofuran Carbosulfan Chloridazon Cymoxanil Clofentezin Clothianidin Demeton-S-methyl Demeton-S-methylsulfoxid Diafenthion Difenconazole Dimethoate Dimethomorph Diuron EPN Epoxiconazole Ethirimol Etofenprox Fenamidone Fenbuconazole Fenbutatinoxid Fenoxycarb Fenpyroximate Fenpropathrin Fensulfothion Fenthion Fenthionsulphone Fenthionsulphoxide Fluazinam Flufenoxuron Fluquinconazole Fonofos Formetanate Fosthiazate Hexythiazox Imazalil Imidacloprid Indoxacarb Isofenphos Methacrifos Isofenphos-methyl Krezoxim-methyl Linuron Lufenuron Malaoxon Malathion Mepanipirim Mepronil Metamitron Metconazole Methamidophos Methiocarb Methiocarbsulphone Methiocarbsulfoxide Methomyl Methoxyfenozide Metobromuron Monocrotophos Monolinuron Omethoate Oxamyl Pencycuron Phenmedipham Phosalone Phosmet Phosmeot xon Phoxim Pymetrozine Piperonylbutoxide Pyraclostrobin Pyridaphenthion Pyridate Pyrifenox Pirimicarb Pirimicarbdesmethyl Pirimiphos-methyl Primisulfuron-methyl Prochloraz Propamocarb Propargite Prothioconazole Prothioconazole-desthio Quinalphos SpinosynA SpinosynD Sulfotep T ebufenozide T eflubenzuron Thiabendazole Thiachloprid Thiamethoxam Thiodicar Thiophanate-methyl Tralkoxydim Triazophos Trichlorfon Triflumuron Triflorine Triticonazole Zoxamide Acephate Amitraz Fenamiphos Fenamiphosulphone Fenamiphosulfoxid Nitempiram Fenthionoxonsulphone Fenthionoxonsulfoxid Kumapho Piriphenox Mehibuzine DEET

Our laboratory analysis is standardized after following protocols:

LST EN ISO 6579:2003 / AC:2006 / P:2007

LST EN ISO 11290-1:2003 / A1:2004 / P:2005

LST ISO 16649-2:2002 / P:2009

LST ISO 21527-2:2008

Method PLM 486G

Note on Cannabinoid Testing:

All cannabinoids in their acid forms (ending in "-A") are convertible to their non-acid forms via a decarboxylation process (heating). The components lose mass through this process. To find the total theoretical active cannabinoids, one multiplies the acid forms by 87.7%. For example, CBD-A can be converted to active CBD using the formula: CBD-A x 0.877 = CBD. In this case, the Max CBD for the sample is: Max CBD (%) = (%CBD-A x 0.877) + %CBD. The same calculation assay is valid for THC-A. This method has been validated according to the principles of the International Conference on Harmonisation.

Chromatographic Analysis:

Analysis of cannabinoids content was performed using Waters 2695 (Milford, MA, USA) separation module equipped with auto injector, sample cooler, vacuum degasser and column heater units. Separation of all cannabinoids was accomplished on YMC PRO C18 (150 x 4 mm I.D., S-3µm) RP column coupled with C18 precolumn maintained at 30 °C by a CTO-20AC column oven.

Isocratic elution consisted of acetonitrile:water (4:1) was done in 30 min. The flow rate was maintained at 0.8 ml/min. The cannabinoids CBD, CBG and THC were monitored at 225 and CBDA, CBGA and THC-A were monitored at 300 nm respectively using dual absorbance detector Waters 2487 (Milford, MA, USA). The injection volume of 0.1 mg/ml sample was 10 µl. Data evaluation was performed using Clarity software.

Quantification of cannabinoids was obtained from linear regression equation of calibration curve of individual reference standard by plotting concentration versus the area ratio.

Sample preparation for HPLC analysis

0.01 g (±0.0001) of homogeneous cannabis extract was diluted with 1 ml of methanol (HPLC grade). Solution was sonicated for 5 min and vortexing for 10 sec. Samples before HPLC analysis were centrifuged at 4800 rpm and further diluted with methanol to the final concentration of 1 mg/ml.

Analysis of terpenes was performed using GC-FID system equipped with auto injector. Separation was accomplished on RTX-5 w/Integra-Guard, 30m, 0.25 mm ID column.

This report and all information herein has been confirmed by a certified lab and shall not be reproduced, except in its entirety, without the written consent of Endoca. The report is for informational purposes only and should not be used to diagnose, treat, or prevent any medical related symptoms. Results are applicable only for samples tested, and for the specific tests conducted.

All tests carried are done so under strict certified laboratory protocols, guidelines and supervision. See appendix for more information or contact us at www.endoca.com