

Endoca Certificate of Analysis: Organic Hemp CO₂ Extract Cannabinoid Profile

8605 Santa Monica Blvd #48523
Los Angeles, CA 90069-4109
USA Phone: +1 (719) 203-1544
EU - Denmark Phone: 0045 5260-5440
info@endoca.com
www.endoca.com
ISO 14001: 2004 certified; ISO 9001: 2008 certified
HACCP certified; GMP certified

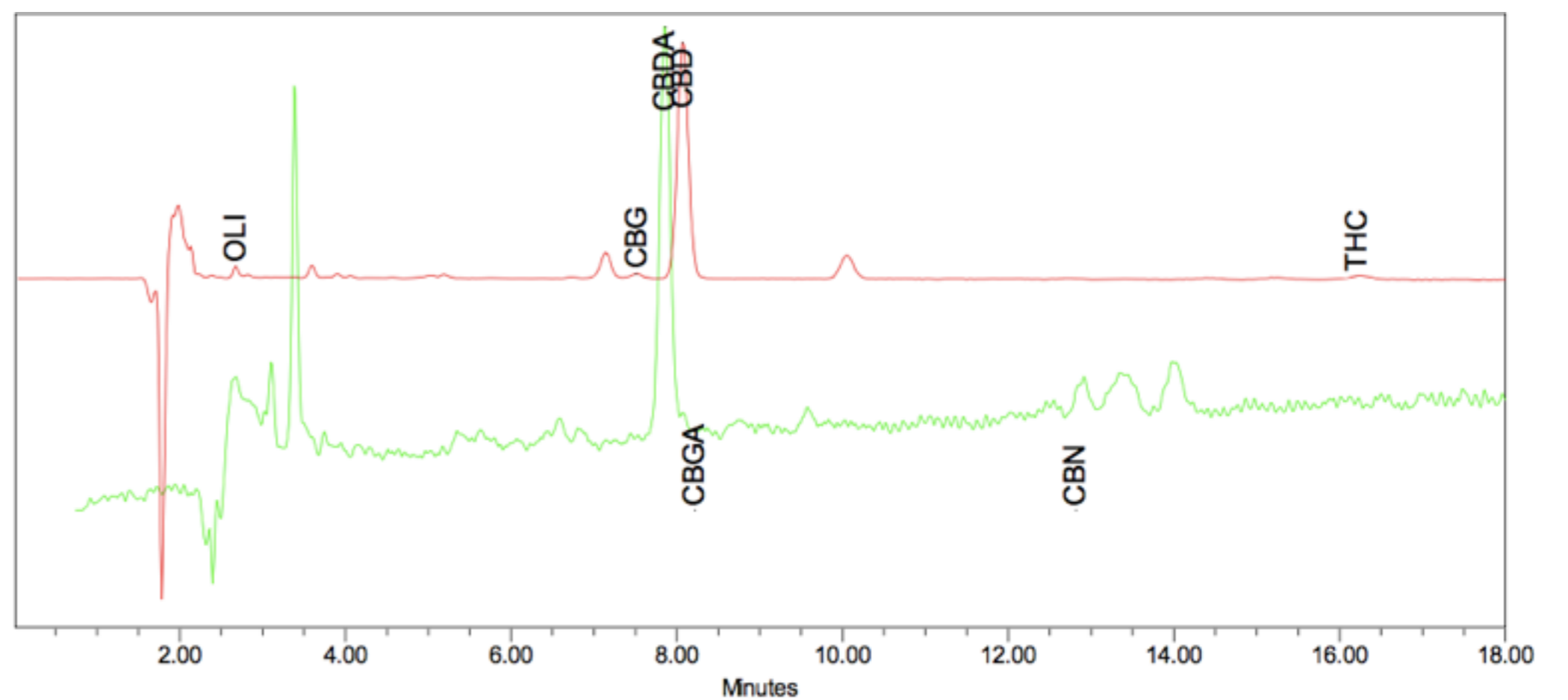
Responsible Supervisor:
Responsible Technician:
Sample
Date samples received:
Date analysis began:
Date sample report produced:
ID Number when available:
Sample Mass

Martin Vangkilde
Paul K.
Batch# 209
10-September 2015
10-September 2015
10-September 2015
10-September 2015
10 uL

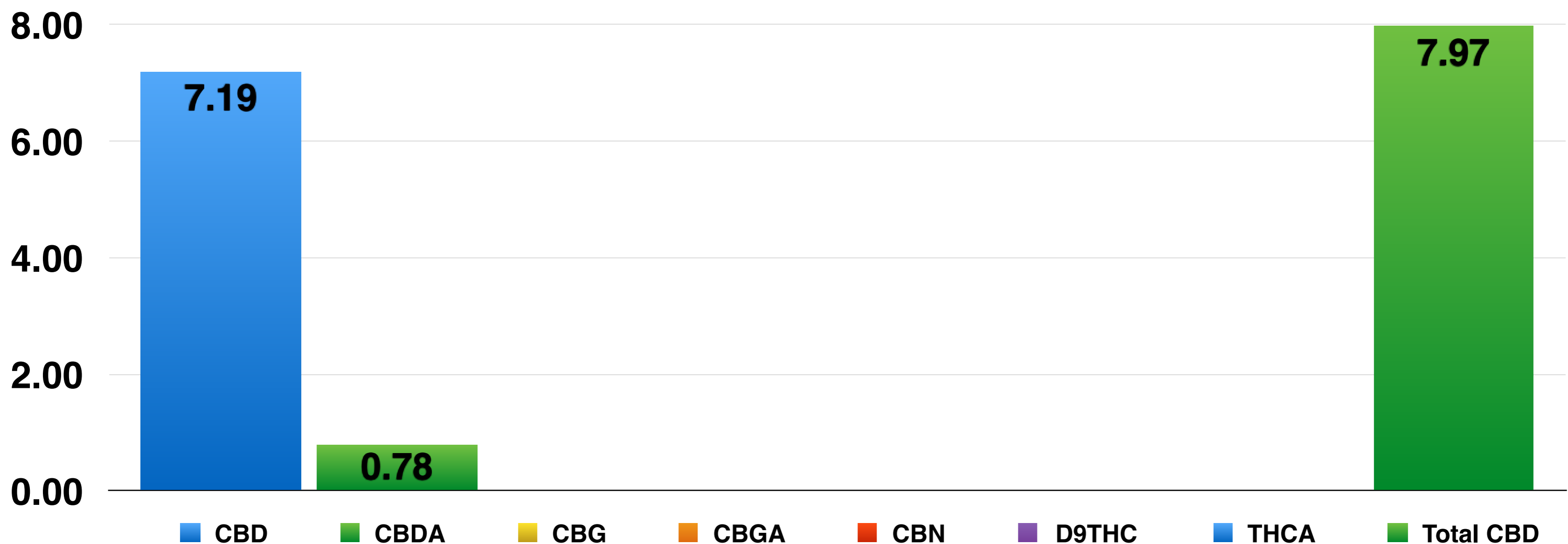
Endoca 7.97% Total CBD: Cannabinoid Profile

Component	Mass (%)	Amount (mg/g)	Limit
CBD	7.19	71.90	N/A
CBDA	0.78	7.80	N/A
CBG	<0,10	<1,00	N/A
CBGA	<0,10	<1,00	N/A
CBN	<0,10	<1,00	N/A
D9THC	<0,10	<1,00	N/A
THCA	<0,10	<1,00	N/A
Total CBD	7.97	79.70	N/A

HPLC Chromatograph Raw Data



Cannabinoids as Percent of Total Mass



This report and all information herein has been confirmed by a certified lab and shall not be reproduced, except in its entirety, without the written consent of Endoca. The report is for informational purposes only and should not be used to diagnose, treat, or prevent any medical related symptoms. Results are applicable only for samples tested, and for the specific tests conducted.

All tests carried are done so under strict certified laboratory protocols, guidelines and supervision.
See appendix for more information or contact us at www.endoca.com

Endoca Certificate of Analysis: Organic Hemp CO₂ Extract Cannabinoid Profile

8605 Santa Monica Blvd #48523
Los Angeles, CA 90069-4109
USA Phone: +1 (719) 203-1544
EU - Denmark Phone: 0045 5260-5440
info@endoca.com
www.endoca.com
ISO 14001: 2004 certified; ISO 9001: 2008 certified
HACCP certified; GMP certified

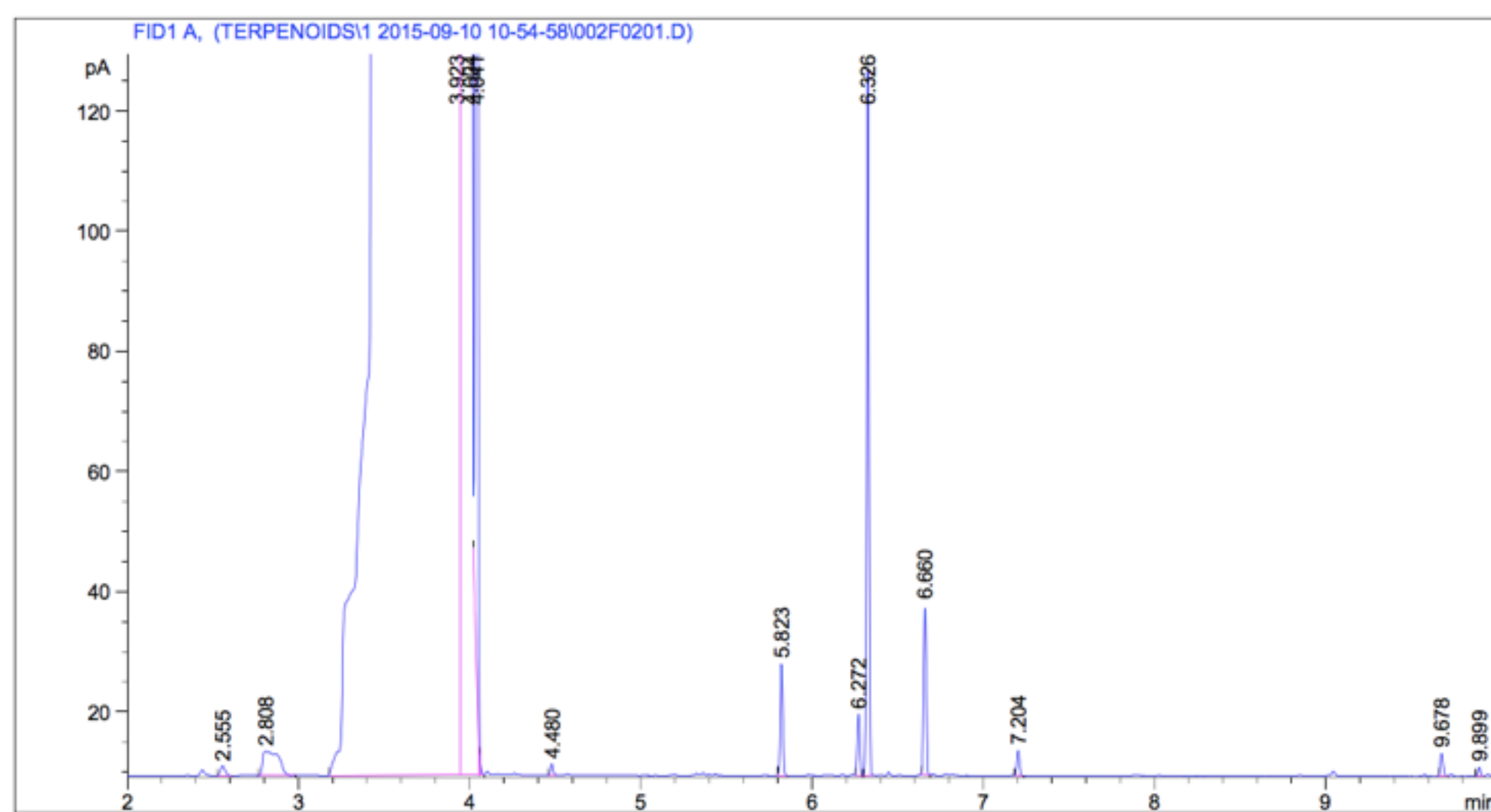
Responsible Supervisor:
Responsible Technician:
Sample
Date samples received:
Date analysis began:
Date sample report produced:
ID Number when available:
Sample Mass

Martin Vangkilde
Paul K.
Batch# 209
10-September 2015
10-September 2015
10-September 2015

10 uL

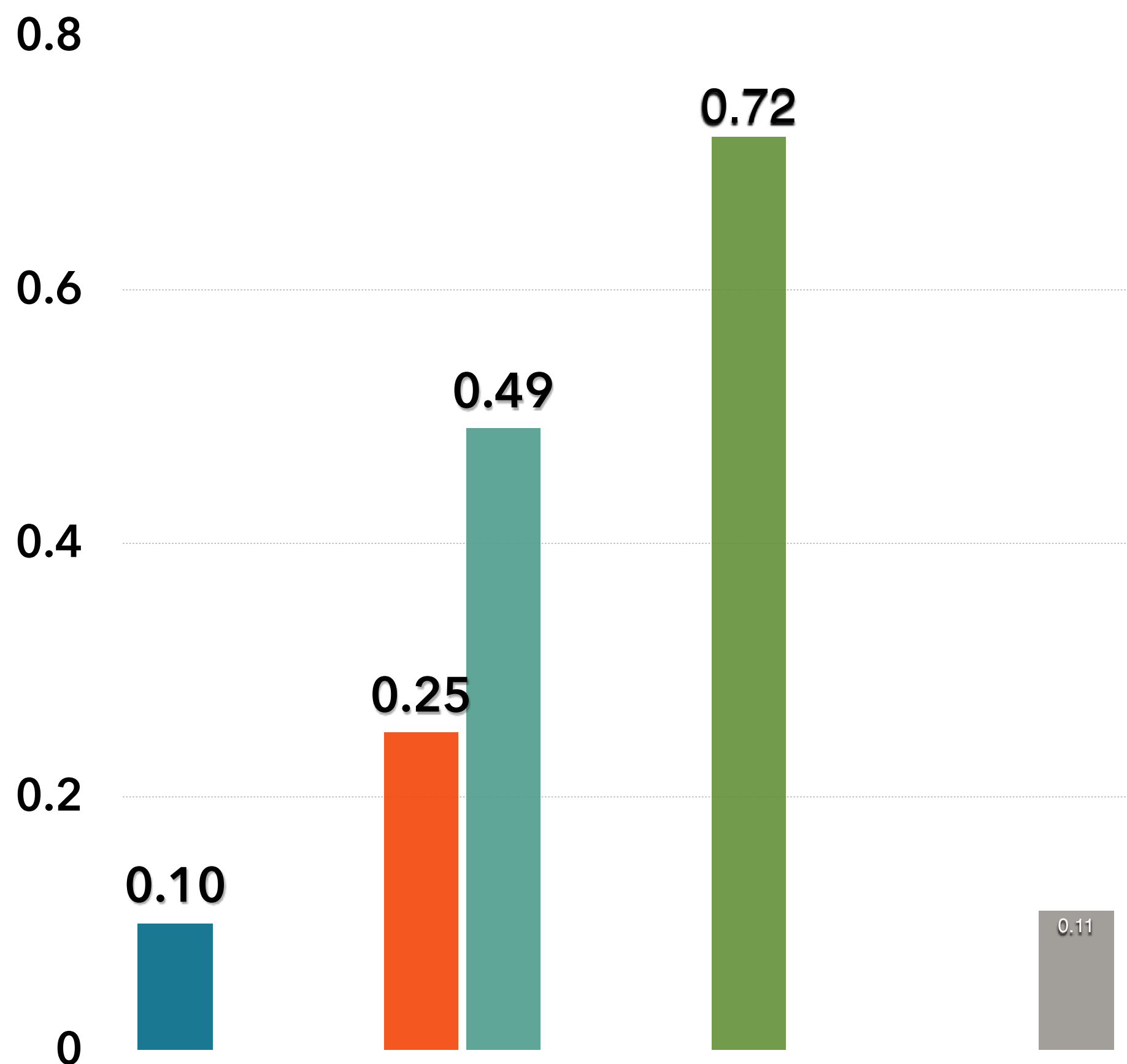
Endoca 7.97% Total CBD: Terpenoid Profile:

Component	Amount %
β-Caryophyllene	0.1
α-Humulene	<0.01
Caryophyllene oxide	<0.01
Myrcene	0.25
α-Pinene	0.49
Terpinolene	<0.01
Humulene epoxide II	<0.01
Limonene	0.72
β-Pinene	<0.01
E-β-Ocimene	<0.01
Sabinene	<0.01
Linalool	0.11



Terpenoid Distribution

- β-Caryophyllene
- α-Humulene
- Caryophyllene oxide
- Myrcene
- α-Pinene
- Terpinolene
- Humulene epoxide II
- Limonene
- β-Pinene
- E-β-Ocimene
- Sabinene
- Linalool



This report and all information herein has been confirmed by a certified lab and shall not be reproduced, except in its entirety, without the written consent of Endoca. The report is for informational purposes only and should not be used to diagnose, treat, or prevent any medical related symptoms. Results are applicable only for samples tested, and for the specific tests conducted.

All tests carried are done so under strict certified laboratory protocols, guidelines and supervision.
See appendix for more information or contact us at www.endoca.com

Endoca Certificate of Analysis: Organic Hemp CO₂ Extract Cannabinoid Profile

8605 Santa Monica Blvd #48523
Los Angeles, CA 90069-4109
USA Phone: +1 (719) 203-1544
EU - Denmark Phone: 0045 5260-5440
info@endoca.com
www.endoca.com
ISO 14001: 2004 certified; ISO 9001: 2008 certified
HACCP certified; GMP certified

Responsible Supervisor:	Martin Vangkilde
Responsible Technician:	Paul K.
Sample	Batch# 209
Date samples received:	10-September 2015
Date analysis began:	10-September 2015
Date sample report produced:	10-September 2015
ID Number when available:	
Sample Mass	10 uL

Endoca 7.97% Total CBD: Microbial Profile:

Component	Mass (%)	Amount (mg/g)	Limit
Listeria Monocytogenes	< 0.01	ND	ND
E-Coli	< 0.01	ND	ND
Fungi	< 0.01	ND	ND
Salmonella	< 0.01	ND	ND
Molds	< 0.01	ND	ND

All Mycotoxins at Non Detectable (ND) levels



Conclusions:

All microbial residues including Listeria, Monocytogenes, E-Coli, Fungi, Salmonella and Molds are all below detectable thresholds

This report and all information herein has been confirmed by a certified lab and shall not be reproduced, except in its entirety, without the written consent of Endoca. The report is for informational purposes only and should not be used to diagnose, treat, or prevent any medical related symptoms. Results are applicable only for samples tested, and for the specific tests conducted.

All tests carried are done so under strict certified laboratory protocols, guidelines and supervision.
See appendix for more information or contact us at www.endoca.com

Endoca Certificate of Analysis: Organic Hemp CO₂ Extract Cannabinoid Profile

8605 Santa Monica Blvd #48523
Los Angeles, CA 90069-4109
USA Phone: +1 (719) 203-1544
EU - Denmark Phone: 0045 5260-5440
info@endoca.com
www.endoca.com
ISO 14001: 2004 certified; ISO 9001: 2008 certified
HACCP certified; GMP certified

Responsible Supervisor:	<u>Martin Vangkilde</u>
Responsible Technician:	<u>Paul K.</u>
Sample	<u>Batch# 209</u>
Date samples received:	<u>10-September 2015</u>
Date analysis began:	<u>10-September 2015</u>
Date sample report produced:	<u>10-September 2015</u>
ID Number when available:	
Sample Mass	<u>10 uL</u>

Endoca 7.97% Total CBD: Heavy Metals Profile:

Component	Mass (%)	Amount (mg/g)	Limit
Arsenic	< 0.01	ND	ND
Cadmium	< 0.01	ND	ND
Lead	< 0.01	ND	ND
Mercury	< 0.01	ND	ND
Flammables	< 0.01	ND	ND

All Heavy Metals at Non Detectable (ND) levels



Conclusions:

No heavy metal residues detected.

No flammable residues detected.

No chemical residues detected.

This report and all information herein has been confirmed by a certified lab and shall not be reproduced, except in its entirety, without the written consent of Endoca. The report is for informational purposes only and should not be used to diagnose, treat, or prevent any medical related symptoms. Results are applicable only for samples tested, and for the specific tests conducted.

All tests carried are done so under strict certified laboratory protocols, guidelines and supervision. See appendix for more information or contact us at www.endoca.com

Endoca Certificate of Analysis: Organic Hemp CO₂ Extract Cannabinoid Profile

8605 Santa Monica Blvd #48523
Los Angeles, CA 90069-4109
USA Phone: +1 (719) 203-1544
EU - Denmark Phone: 0045 5260-5440
info@endoca.com
www.endoca.com
ISO 14001: 2004 certified; ISO 9001: 2008 certified
HACCP certified; GMP certified

Responsible Supervisor:
Responsible Technician:
Sample
Date samples received:
Date analysis began:
Date sample report produced:
ID Number when available:
Sample Mass

Martin Vangkilde
Paul K.
Batch# 209
10-September 2015
10-September 2015
10-September 2015
10 uL

Pesticide Analysis: Our tests looked for residue of nearly 300 known pesticides finding no evidence of any over detectable limits.

Endoca Labs tests our products thoroughly. Nearly 300 of the below pesticides concentrations were measured and we are proud to say that all tests measured below our detectable limits. Most tests have a threshold of 0.01 mg/k, while only a handful of tests have a threshold value of <0.05 mg/kg. Not a single test of Endoca products went over detectable threshold limits.

PESTICIDES MEASURED

Acrinathrin Azoxystrobin Biphenhin Bitertanol Biphenyl Bromopropylate Bromuconazole Bupirimate Cadusafos Captafol Captan Chlorphenson Chlorfenapyr Chlorfenvinphos Chlorothalonil Chlorprophame 3,5-Dichloraniline Chlorpyrifos Chlorpyrifos-methyl Chlorthal-dimethyl Cyfluthrin Cypermethrin Cyproconazole Cyprodinil Clomazone o,p-DDE P,P-DDE o,p-DDD P,P-DDD o,p-DDT p,p-DDT Deltamethri Diazinon Diclofop-methyl Dieldrin Dichlobenil Dichlofluanid Dichlorvos Dicloran Dicofof Dicrotophos Diethofencarb Diflubenzuron Dimetachlor Diniconazole Dodemorph Diphenylamine Alpha-Endosulfan Beta-Endosulfan Endosulfan-sulphate Ethion Etofumesate Ethoprophos Etoxyquin Etoxazole Etridiazole Etrimphos Famoxadone Fenarimol Fenazaquin Fenchlorphos Fenhexamid Fenihothion Fenpropidin Fenpropimorph Fenvalerate Formothion Fipronil Fipronil-sulfone Fludioxonil Flusilazole Flutriafol Folpet Fuberidazole Furathiocarb Hexaconazole HCB Alpha-HCH Beta-HCH Delta-HCH Heptachlor Heptachlor-epoxide Heptachlor-epoxidtreans Iprodione Iprovalicarb Lambda-cyhalothrin Lindane Mecarbam Metalaxyl Metazachlor Methidathion Metribuzin Mevinphos Myclobutanil Nuarimol Orthophenylphenol Oxadixyl Paclobutrazol Parathion Parathion-methyl Paraoxon-methyl Paraoxon-ethyl Penconazole Pendimethaline Permethrin Phenthoate Phorate Procymidone Profenofos Propiconazole Propyzamide Pyrazophos Pyrethrins Pyridaben Pyrimethanil Pyriproxyfen Quinoxifen Quitozene Pentachloraniline Phosphamidon Pyrifenoxy Prometryn Propanil Propoxur Proquinazid Prothiofos Simazine Spiroxamine T au-fluvalinate T ebucconazole T ebufenpyrad T ecnazene T efluthrin T erbuthylazine T etraconazole T etradifon T etramethrine T olclofos-methyl T oylfluanid Transfluthrin Triadimephon Triadimenol Trialate Trifloxystrobin Triflumizole Vinclozolin DDT isomersum Heptachlor (heptachlorand heptachlor poxidsum) Trifluraline Chlorobenzilate 3-Chloraniline Abamectin (AvermectinBla and AvermectinBib sum) Acetamiprid Aldicarb Aldikarbsulphone Aldikarbsulphoxide Azinphos-ethyl Azinphos-methyl Benalaxyl Benfuracarb Boscalid Buprofezin Carbaryl Carbendazim Carbofuran 3-hydroksicarbofuran Carbosulfan Chloridazon Cymoxanil Clofentezin Clothianidin Demeton-S-methyl Demeton-S-methylsulfoxid Diafenthion Difenconazole Dimethoate Dimethomorph Diuron EPN Epoxiconazole Ethirimol Etofenprox Fenamidone Fenbuconazole Fenbutatinoxid Fenoxycarb Fenpyroximate Fenpropathrin Fensulfothion Fenthion Fenthionsulphone Fenthionsulphoxide Fluazinam Flufenoxuron Fluquinconazole Fonofos Formetanate Fosthiazate Hexythiazox Imazalil Imidacloprid Indoxacarb Isofenphos Methacrifos Isofenphos-methyl Krezoxim-methyl Linuron Lufenuron Malaoxon Malathion Mepanipirim Mepronil Metamitron Metconazole Methamidophos Methiocarb Methiocarbsulphone Methiocarbsulfoxide Methomyl Methoxyfenozide Metobromuron Monocrotophos Monolinuron Omethoate Oxamyl Pencycuron Phenmedipham Phosalone Phosmet Phosmeot xon Phoxim Pymetrozine Piperonylbutoxide Pyraclostrobin Pyridaphenthion Pyridate Pyrifenoxy Pirimicarb Pirimicarbdesmethyl Pirimiphos-methyl Primisulfuron-methyl Prochloraz Propamocarb Propargite Prothioconazole Prothioconazole-desthio Quinalphos SpinosynA SpinosynD Sulfotep T ebufenozide T eflubenzuron Thiabendazole Thiadiazolpyridin Thiamethoxam Thiodicar Thiophanate-methyl Tralkoxydim Triazophos Trichlorfon Triflumuron Triflorine Triticonazole Zoxamide Acephate Amitraz Fenamiphos Fenamiphosulphone Fenamiphosulfoxid Nitempiram Fenthionoxonsulphone Fenthionoxonsulfoxid Kumapho Piriphenox Mehibuzine DEET

Our laboratory analysis is standardized after following protocols:

LST EN ISO 6579:2003 / AC:2006 / P:2007

LST EN ISO 11290-1:2003 / A1:2004 / P:2005

LST ISO 16649-2:2002 / P:2009

LST ISO 21527-2:2008

Method PLM 486G

Note on Cannabinoid Testing:

All cannabinoids in their acid forms (ending in "-A") are convertible to their non-acid forms via a decarboxylation process (heating). The components lose mass through this process. To find the total theoretical active cannabinoids, one multiplies the acid forms by 87.7%. For example, THC-A can be converted to active THC using the formula: $\text{THC-A} \times 0.877 = \text{THC}$. In this case, the Max THC for the sample is: $\text{Max THC} = (\text{THC-A} \times 0.877) + \text{THC}$. This method has been validated according to the principles of the International Conference on Harmonisation.

Chromatographic Analysis:

Analysis of cannabinoids content was performed using Waters 2695 (Milford, MA, USA) separation module equipped with auto injector, sample cooler, vacuum degasser and column heater units. Separation of all cannabinoids was accomplished on YMC PRO C18 (150 x 4 mm I.D., S-3 μ m) RP column coupled with C18 precolumn maintained at 30 °C by a CTO-20AC column oven.

Isocratic elution consisted of acetonitrile:water (FA 0.5%) (4:1) was done in 30 min. The flow rate was maintained at 0.8 ml/min. The cannabinoids CBD, CBG, CBN and THC were monitored at 225 and CBDA, CBGA were monitored at 306 nm respectively using dual absorbance detector Waters 2487 (Milford, MA, USA). The injection volume of 0.1 mg/ml sample was 10 μ l. Data evaluation was performed using Clarity software.

Quantification of cannabinoids was obtained from linear regression equation of calibration curve of individual reference standard by plotting concentration versus the area ratio.

The calibration range for CBD, CBG-A, CBG, CBD-A and CBN was linear from 5 to 500 μ g/ml. The calibration range for THC was linear from 5 to 100 μ g/ml.

Elution order CBD-A (RT 6.9 min), CBG-A (RT 7.3 min), CBG (RT 7.3 min) CBD (RT 7.8 min), CBN (RT 12.1), THC (RT 15.5 min).

Sample preparation for HPLC analysis

0.01 g (\pm 0.0001) of homogeneous cannabis extract was diluted with 1 ml of methanol (HPLC grade). Solution was sonicated for 5 min and vortexing for 10 sec. Samples before HPLC analysis were centrifuged at 4800 rpm and further diluted with methanol to the final concentration of 1 mg/ml.

This report and all information herein has been confirmed by a certified lab and shall not be reproduced, except in its entirety, without the written consent of Endoca. The report is for informational purposes only and should not be used to diagnose, treat, or prevent any medical related symptoms. Results are applicable only for samples tested, and for the specific tests conducted.

All tests carried are done so under strict certified laboratory protocols, guidelines and supervision. See appendix for more information or contact us at www.endoca.com