

Endoca Certificate of Analysis: Organic Hemp CO₂ Extract

Endoca USA
2305 Historic Decatur Rd San Diego USA
Phone: +1-619-831-0156
infousa@endoca.com
www.endoca.com
ISO 22000 certified
HACCP certified; GMP certified

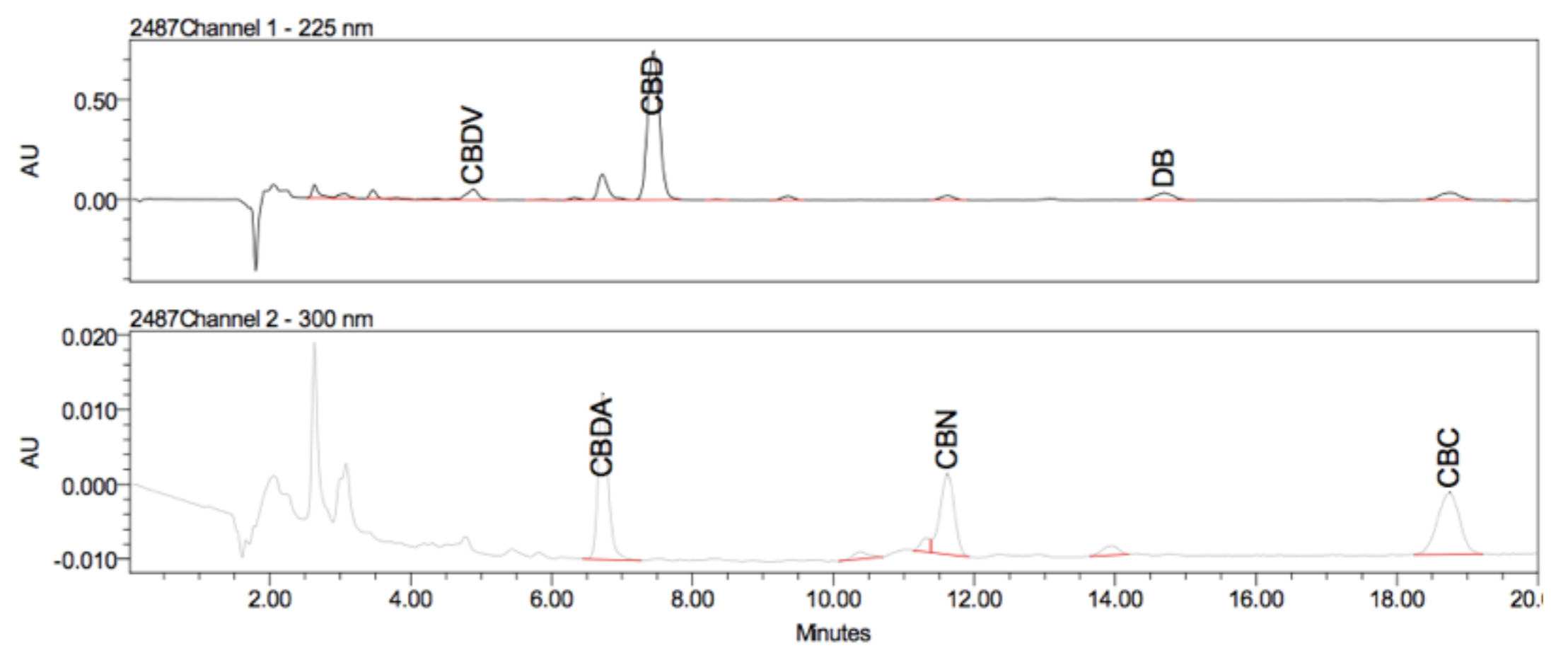
Responsible Supervisor: Martin V.
Sample: Batch# 1076
Date samples received: 25-July 2018
Date analysis began: 25-July 2018
Date sample report produced: 27-July 2018
ID Number when available: _____
Sample Mass: 1 g

Total CBD+CBDA 20.44% Cannabinoid Profile:

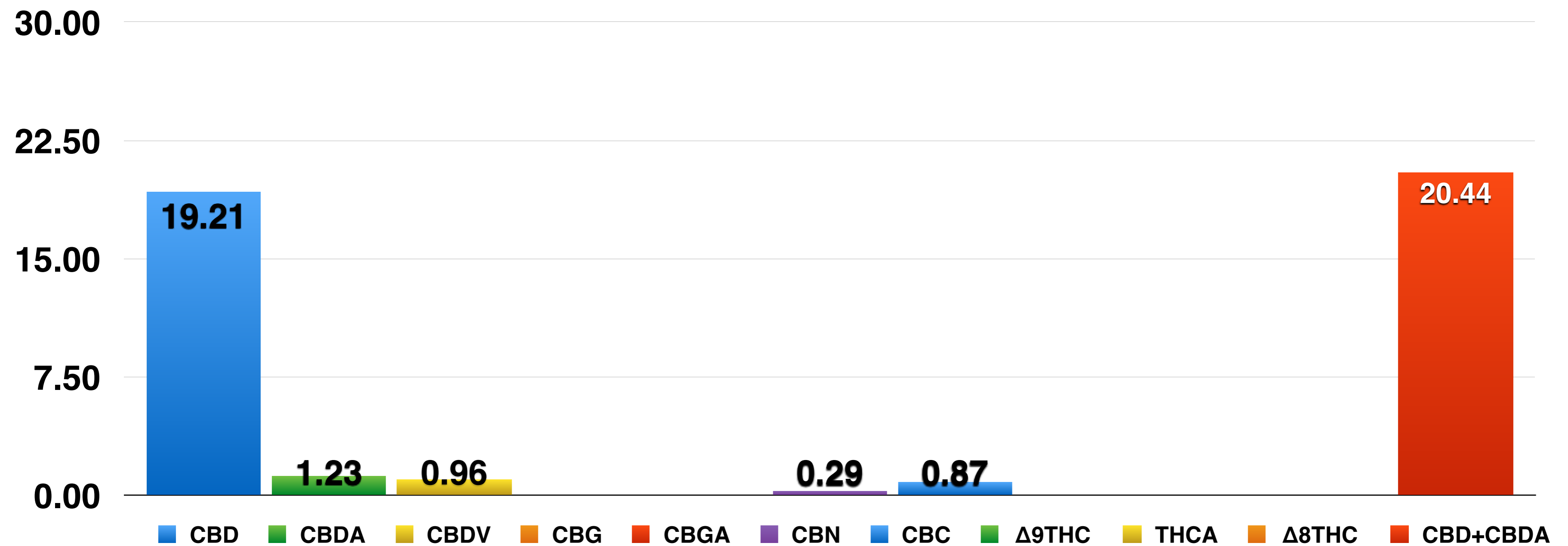
Component	Mass (%)	Amount (mg/g)
CBD	19.21	192.10
CBDA	1.23	12.30
CBDV	0.96	9.60
CBG	ND	ND
CBGA	ND	ND
CBN	0.29	2.90
CBC	0.87	8.70
Δ9THC	ND	ND
THCA	ND	ND
Δ8THC	ND	ND
CBD+CBDA	20.44	204.40

ND - Not Detected

HPLC Chromatogram



Cannabinoids as Percent of Total Mass



Endoca Certificate of Analysis: Organic Hemp CO₂ Extract

Endoca USA
2305 Historic Decatur Rd San Diego USA
Phone: +1-619-831-0156
infousa@endoca.com
www.endoca.com
ISO 22000 certified
HACCP certified; GMP certified

Responsible Supervisor: Martin V.
Sample: Batch# 1076
Date samples received: 25-July 2018
Date analysis began: 25-July 2018
Date sample report produced: 27-July 2018
ID Number when available: _____
Sample Mass: 1 g

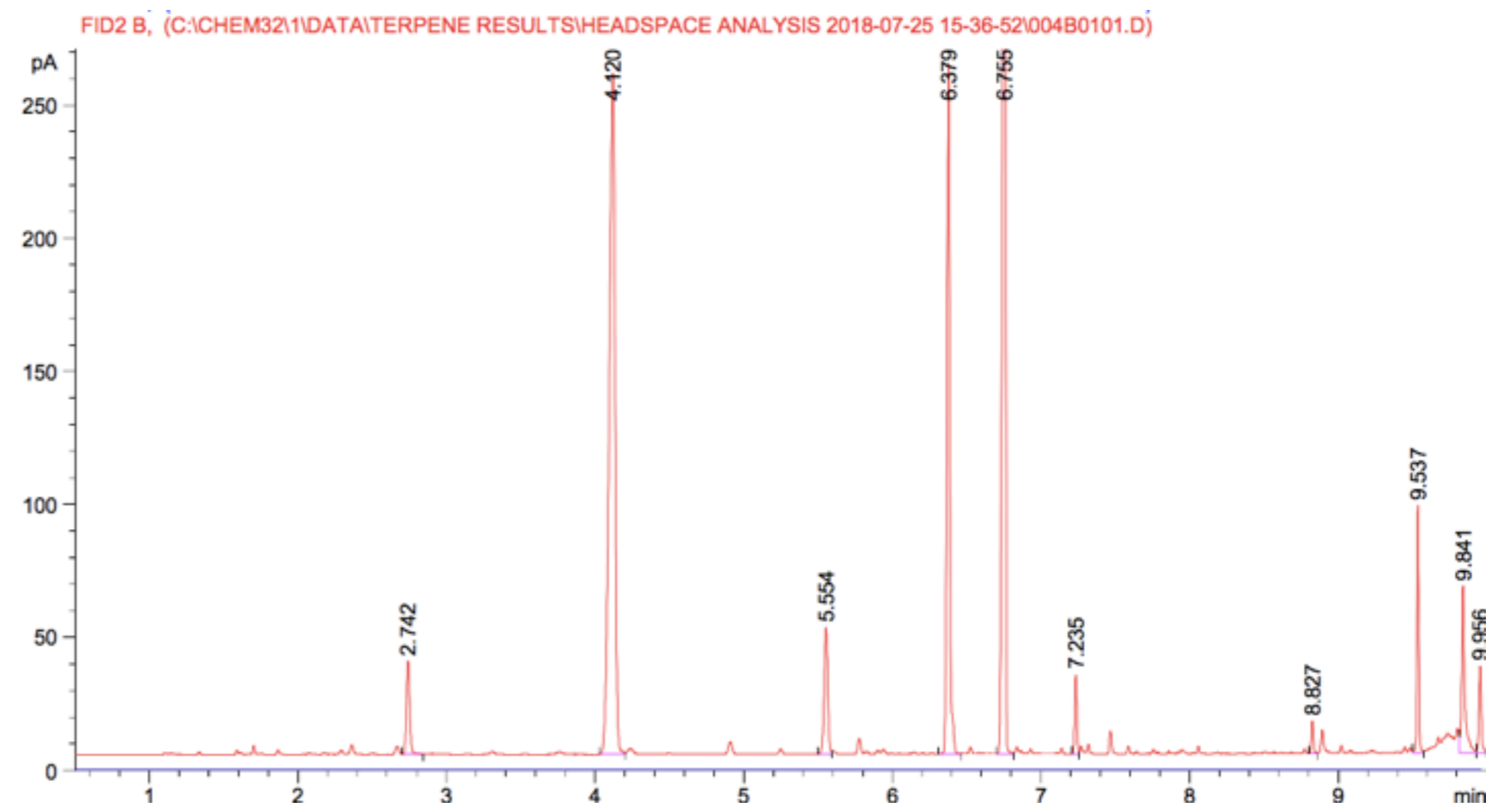
Total CBD+CBDA 20.44%

Terpenoid Profile:

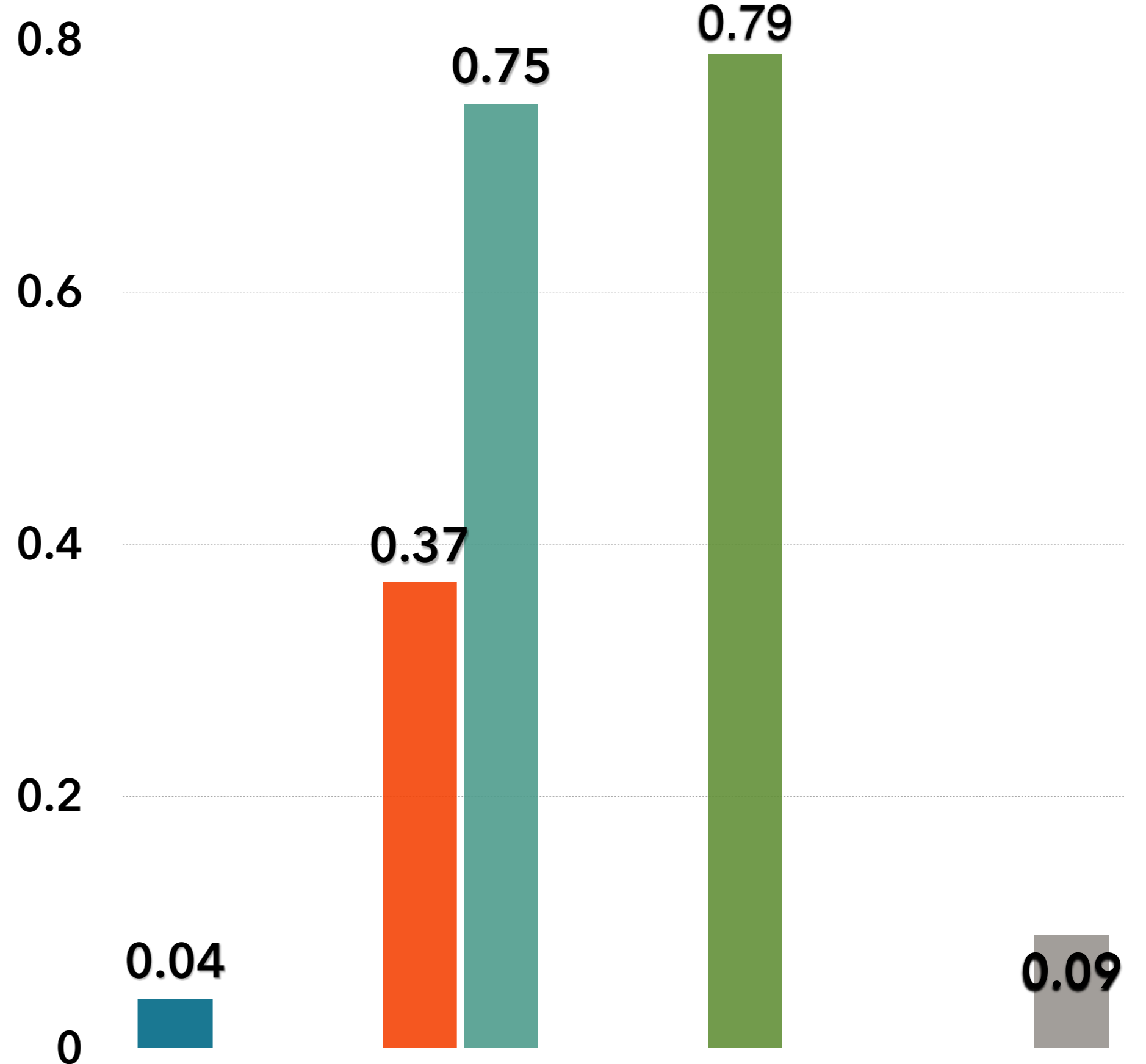
Component	Amount %
β-Caryophyllene	0.04
α-Humulene	ND
Caryophyllene oxide	ND
Myrcene	0.37
α-Pinene	0.75
Terpinolene	ND
Humulene epoxide II	ND
Limonene	0.79
β-Pinene	ND
E-β-Ocimene	ND
Sabinene	ND
Linalool	0.09

ND - Not Detected

GC-MS Chromatogram



Terpenoid Distribution



- β-Caryophyllene
- α-Humulene
- Caryophyllene oxide
- Myrcene
- α-Pinene
- Terpinolene
- Humulene epoxide II
- Limonene
- β-Pinene
- E-β-Ocimene
- Sabinene
- Linalool

Endoca Certificate of Analysis: Organic Hemp CO₂ Extract

Endoca USA
2305 Historic Decatur Rd San Diego USA
Phone: +1-619-831-0156
infousa@endoca.com
www.endoca.com
ISO 22000 certified
HACCP certified; GMP certified

Responsible Supervisor:	Martin V.
Sample	Batch# 1076
Date samples received:	25-July 2018
Date analysis began:	25-July 2018
Date sample report produced:	27-July 2018
ID Number when available:	
Sample Mass	1 g

Total CBD+CBDA 20.44%

Microbial Profile:

Component	Results
<i>Listeria m.</i>	1 g ND*
<i>Escherichia c.</i>	1 g ND*
<i>Salmonella</i>	25 g ND*
Yeast	1 g ND*
Mould	1 g ND*

*ND - Not detected

All Mycotoxins at Non Detectable (ND) levels



Nutrition Facts

Component	%
Moisture and volatile matter content	2.12
Protein content	0.43
Total fat content	97.33
Carbohydrates content	ND*
Total Fiber content	ND*
Total sugars content	ND*
Total ash content	ND*

*ND - Not detected

Endoca Certificate of Analysis: Organic Hemp CO₂ Extract

Endoca USA
2305 Historic Decatur Rd San Diego USA
Phone: +1-619-831-0156
infousa@endoca.com
www.endoca.com
ISO 22000 certified
HACCP certified; GMP certified

Responsible Supervisor: Martin V.
Sample: Batch# 1076
Date samples received: 25-July 2018
Date analysis began: 25-July 2018
Date sample report produced: 27-July 2018
ID Number when available: _____
Sample Mass: 1 g

Total CBD+CBDA 20.44%
Heavy Metals Profile:

Component	Mass (%)	Amount (ppm)	Limit** (ppm)
Arsenic (As ₂ O ₃)	ND*	< 0.1	< 0.1
Cadmium (Cd)	ND*	< 0.1	< 0.1
Lead (Pb)	ND*	< 0.1	< 0.1
Mercury (Hg)	ND*	< 0.1	< 0.1
Chromium (Cr)	ND*	< 1	< 1
Tin (Sn)	ND*	< 10	< 10

*ND - Not detected, **Codex STAN 193-1995, GB 2762, EC No. 1881/2006, FDA

All Heavy Metals at Non Detectable (ND) levels



Conclusions:

No heavy metal residues detected.

No flammable residues detected.

No chemical residues detected.

Endoca Certificate of Analysis: Organic Hemp CO₂ Extract

Endoca USA
2305 Historic Decatur Rd San Diego USA
Phone: +1-619-831-0156
infousa@endoca.com
www.endoca.com
ISO 22000 certified
HACCP certified; GMP certified

Responsible Supervisor:	Martin V.
Sample	Batch# 1076
Date samples received:	25-July 2018
Date analysis began:	25-July 2018
Date sample report produced:	27-July 2018
ID Number when available:	
Sample Mass	1 g

Pesticide Analysis: Our tests looked for residue of nearly 300 known pesticides finding no evidence of any over detectable limits.

Endoca Labs tests our products thoroughly. Nearly 300 of the below pesticides concentrations were measured and we are proud to say that all tests measured below our detectable limits. Most tests have a threshold of 0.01 mg/k, while only a handful of tests have a threshold value of <0.05 mg/kg. Not a single test of Endoca products went over detectable threshold limits.

PESTICIDES MEASURED

Acrinathrin Azoxystrobin Biphenhin Bitertanol Biphenyl Bromopropylate Bromuconazole Bupirimate Cadusafos Captafol Captan Chlorphenson Chlorfenapyr Chlorfenvinphos Chlorothalonil Chlorprophame 3,5-Dichloraniline Chlorpyrifos Chlorpyrifos-methyl Chlorthal-dimethyl Cyfluthrin Cypermethrin Cyproconazole Cyprodinil Clomazone o,p-DDE P,P-DDE o,p-DDD P,P-DDD o,p-DDT p,p-DDT Deltamethri Diazinon Diclofop-methyl Dieldrin Dichlobenil Dichlofluanid Dichlorvos Dicloran Dicofol Dicrotophos Diethofencarb Diflubenzuron Dimetachlor Diniconazole Dodemorph Diphenylamine Alpha-Endosulfan Beta-Endosulfan Endosulfan-sulphate Ethion Etofumesate Ethoprophos Etoxyquin Etoxazole Etridiazole Etrimphos Famoxadone Fenarimol Fenazaquin Fenchlorphos Fenhexamid Fenihothion Fenpropidin Fenpropimorph Fenvalerate Formothion Fipronil Fipronil-sulfone Fludioxonil Flusilazole Flutriafol Folpet Fuberidazole Furathiocarb Hexaconazole HCB Alpha-HCH Beta-HCH Delta-HCH Heptachlor Heptachlor-epoxidceis Heptachlor-epoxidtreans Iprodione Iprovalicarb Lambda- cyhalothrin Lindane Mecarbam Metalaxv Metazachlor Methidathion Metribuzin Mevinphos Myclobutanil Nuarimol Orthophenylphenol Oxadixyl Paclobutrazol Parathion Parathion-methyl Paraoxon-methyl Paraoxon-ethyl Penconazole Pendimethaline Permethrin Phenthoate Phorate Procymidone Profenofos Propiconazole Propyzamide Pyrazophos Pyrethrins Pyridaben Pyrimethanil Pyriproxyfen Quinoxifen Quitozene Pentachloraniline Phosphamidon Pyrifenoxy Prometryn Propanil Propoxur Proquinazid Prothiofos Simazine Spiroxamine T au-fluvalinate T ebuconazole T ebufenpyrad T ecnazene T efluthrin T erbuthylazine T etraconazole T etradifon T etramethrine T olclofos-methyl T olyfluanid Transfluthrin Triadimephon Triadimenol Trialate Trifloxystrobin Triflumizole Vinclozolin DDT isomersum Heptachlor (heptachloarnd heptachloer poxidsum) Trifluraline Chlorobenzilate 3-Chloraniline Abamectin (AvermectinBla and AvermectinBib sum) Acetamidrid Aldicarb Aldikarbsulphone Aldicarb-sulphoxide Azinphos-ethyl Azinphos-methyl Benalaxyl Benfuracarb Boscalid Buprofezin Carbaryl Carbendazim Carbofuran 3-hydroksicarbofuran Carbosulfan Chloridazon Cymoxanil Clofentezin Clothianidin Demeton-S-methyl Demeton-S-methylsulfoxid Diafenthion Difenconazole Dimethoate Dimethomorph Diuron EPN Epoxiconazole Ethirimol Etofenprox Fenamidone Fenbuconazole Fenbutatinoxid Fenoxycarb Fenpyroximate Fenpropathrin Fensulfothion Fenthion Fenthionsulphone Fenthionsulphoxide Fluazinam Flufenoxuron Fluquinconazole Fonofos Formetanate Fosthiazate Hexythiazox Imazalil Imidacloprid Indoxacarb Isofenphos Methacrifos Isofenphos-methyl Krezoxim-methyl Linuron Lufenuron Malaoxon Malathion Mepanipirim Mepronil Metamitron Metconazole Methamidophos Methiocarb Methiocarb-sulphone Methiocarb-sulfoxide Methomyl Methoxyfenozide Metobromuron Monocrotophos Monolinuron Omethoate Oxamyl Pencycuron Phenmedipham Phosalone Phosmet Phosmeot xon Phoxim Pymetrozine Piperonylbutoxide Pyraclostrobin Pyridaphenthion Pyridate Pyrifenoxy Pirimicarb Pirimicarbdesmethyl Pirimiphos-methyl Primisulfuron-methyl Prochloraz Propamocarb Propargite Prothioconazole Prothioconazole-desthio Quinalphos SpinosynA SpinosynD Sulfotep T ebufenozide T eflubenzuron Thiabendazole Thiacloprid Thiamethoxam Thiodicar Thiophanate-methyl Tralkoxydim Triazophos Trichlorfon Triflumuron Triforine Triticonazole Zoxamide Acephate Amitraz Fenamiphos Fenamiphosulphone Fenamiphosulfoxid Nitempiram Fenthionoxonsulphone Fenthionoxonsulfoxid Kumapho Piriphenox Mehibuzine DEET

Our laboratory analysis is standardized after following protocols:

LST EN ISO 6579:2003 / AC:2006 / P:2007

LST EN ISO 11290-1:2003 / A1:2004 / P:2005

LST ISO 16649-2:2002 / P:2009

LST ISO 21527-2:2008

Method PLM 486G

Note on Cannabinoid Testing:

All cannabinoids in their acid forms (ending in "-A") are convertible to their non-acid forms via a decarboxylation process (heating). The components lose mass through this process. To find the total theoretical active cannabinoids, one multiplies the acid forms by 87.7%. For example, CBD-A can be converted to active CBD using the formula: $CBD-A \times 0.877 = CBD$. In this case, the Max CBD for the sample is: $Max\ CBD\ (\%) = (\%CBD-A \times 0.877) + \%CBD$. The same calculation assay is valid for THC-A. This method has been validated according to the principles of the International Conference on Harmonisation.

Chromatographic Analysis:

Analysis of cannabinoids content was performed using Waters 2695 (Milford, MA, USA) separation module equipped with auto injector, sample cooler, vacuum degasser and column heater units. Separation of all cannabinoids was accomplished on YMC PRO C18 (150 x 4 mm I.D., S-3 μ m) RP column coupled with C18 precolumn maintained at 30 °C by a CTO-20AC column oven.

Isocratic elution consisted of acetonitrile:water (4:1) was done in 30 min. The flow rate was maintained at 0.8 ml/min. The cannabinoids CBD, CBG and THC were monitored at 225 and CBDA, CBGA and THC-A were monitored at 300 nm respectively using dual absorbance detector Waters 2487 (Milford, MA, USA). The injection volume of 0.1 mg/ml sample was 10 μ l. Data evaluation was performed using Clarity software.

Quantification of cannabinoids was obtained from linear regression equation of calibration curve of individual reference standard by plotting concentration versus the area ratio.

Sample preparation for HPLC analysis

0.01 g (\pm 0.0001) of homogeneous cannabis extract was diluted with 1 ml of methanol (HPLC grade). Solution was sonicated for 5 min and vortexing for 10 sec. Samples before HPLC analysis were centrifuged at 4800 rpm and further diluted with methanol to the final concentration of 1 mg/ml.

Analysis of terpenes was performed using GC-HS system equipped with auto injector. Separation was accomplished on Rx624Sil, 30m, 0.25 μ m ID column.